



Large Bench-scale Development of a Non-Aqueous Solvent CO₂ Capture Process for Coal-fired Power Plants

S. James Zhou, Jak Tanthana, Paul Mobley, Aravind Rabindran, Mustapha Soukri, Vijay Gupta, Thomas Gohndrone, Markus Lesemann, and Marty Lail



SINTEF

Thor Mejdell, Andrew Tobiesen, Kristin Lauritsen, Ugo Aronu, Lars Hovdahl

DE-FE0026466

DOE Program Manager: Steve Mascaro

2017 NETL CO₂ Capture Technology Meeting

August 22, 2017

Energy Technologies at RTI International

delivering the promise of science
for global good



\$885 M 
FY2016 Revenue

12 
U.S. Offices

10 
International
Offices

Research Triangle Park, NC

Ann Arbor, MI

Abu Dhabi

Atlanta, GA

Barcelona

Berkeley, CA

Beijing

Chicago, IL

Jakarta

Fort Collins, CO

Ljungskile

Portland, OR

Manchester

Rockville, MD

Nairobi

San Francisco, CA

New Delhi

Seattle, WA

San Salvador

Waltham, MA

Toronto

Washington, DC

3,064  **1,102** 
Projects Clients
(fiscal year 2016) (fiscal year 2016)

5,032 Staff
Worldwide Members

90  **250**  **105** 
Languages Degree Fields Nationalities

ENERGY TECHNOLOGIES

Developing advanced process
technologies for energy applications
by partnering with industry leaders

Biomass
Conversion

Industrial Water
Treatment

Carbon Capture &
Utilization,
Gas Separations

Advanced Materials
for Catalysis &
Separations

Syngas Processing

Natural Gas

Presentation Overview

- Project Overview and Objectives
- Project Summary and Budget
- Budget Period 1 Review
 - Milestones and Accomplishments
 - NAS Solvent
 - Process Engineering and Design
 - Bench-Scale Testing
- Budget Period 2 Update
 - Overview, Tasks, and Objectives
 - BP2 Progress
- Next Steps / Technology Development Pathway

Project Overview

Total Funding: \$3,579,081

Federal: \$2,705,013

Cost Share: \$874,068

Objective: Continue the advancement of the NAS CO₂ Capture Process

- Increase solvent performance
- Design and build unique process modifications for Tiller
- Perform pilot testing of NAS on coal-derived flue gas
- Techno-economic and EHS evaluation

Timeframe:

BP	Timeframe	Months	Proposed Budget	Actual Budget
1	10/01/15 – 12/31/2016	15 months	\$1,670,000	\$1,532,330
2	01/01/17 – 06/30/2018	18 months	\$1,909,081	\$2,046,751

BP1 Scope and Objectives

- **NAS Process testing at Tiller using propane+coal-derived flue gas**
- **Reduce the parasitic energy penalty to $< 2.0 \text{ GJ}_t/\text{Tonne of CO}_2$ captured**

Other goals and objectives:

- Conduct baseline testing of MEA and
- Conduct NAS solvent degradation and material compatibility
- Design Regenerator and Absorber wash section,
- Improve the physical properties of NAS
- Improved NAS formulations and plan for scaled-up

BP1 Milestones

Milestone	Description	Completion	Status
A	Kick-off Meeting	12/31/15	Milestone Achieved. Kick-off meeting held at DOE/NETL site on 12/17/2015.
B	Updated project management plan	5/5/16	Milestone Achieved. Revision 1 of PMP was approved by DOE/NETL on 6/27/2016.
C	Completion of 250 hours baseline testing at SINTEF Tiller plant	3/20/17	Milestone Achieved. Performed MEA baseline testing at SINTEF and verified 3.6 GJ/Ton-CO ₂ reboiler heat duty consistent with values reported in literature. Completed 405 hours of NAS baseline testing,
D	Engineering design package for Regenerator delivered to SINTEF.	10/31/16	Milestone Achieved. A final design and engineering package has been delivered and included updated P&IDs, stream tables, and bill of materials for modification recommendations to SINTEF for their CO ₂ capture unit at the Tiller plant.
E	Experimental data from formulation improvement confirming that the NAS solvents absorb less than 5wt% water..	12/31/16	Milestone Achieved. Some NAS formulations are able to achieve the < 5 wt% target, however, the optimal formulations have a preferred water absorption target between 5 to 10 wt%.

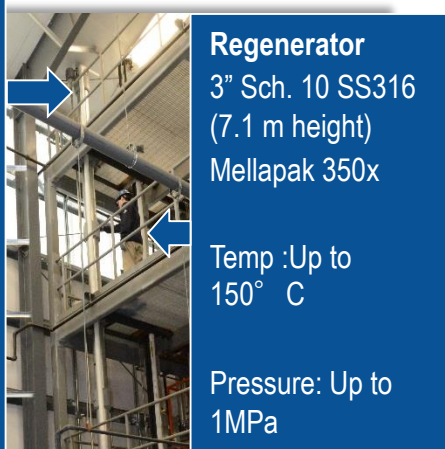
Bench-Scale Testing of Solvent Formulations

Absorber

3" Sch. 10 SS316
(8.5 m height)
Mellapak 350X

Temp: 30-55° C
Pressure: Up to
200 kPa

Gas Vel: 0.33-1.5
m/s
L: 15-75 kg/h



Regenerator

3" Sch. 10 SS316
(7.1 m height)
Mellapak 350x

Temp :Up to
150° C

Pressure: Up to
1MPa



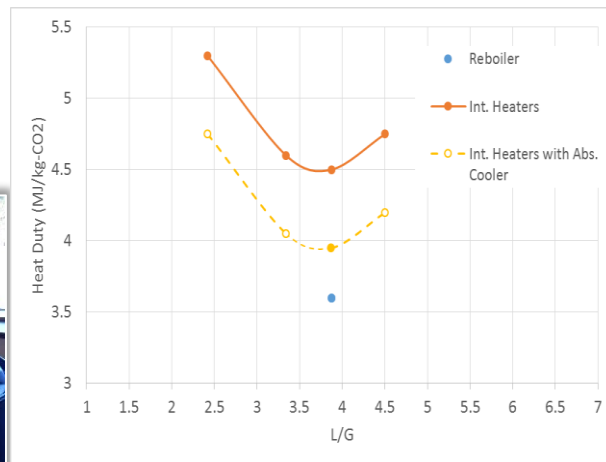
~185 kg CO₂/day



75 Liter Solvent

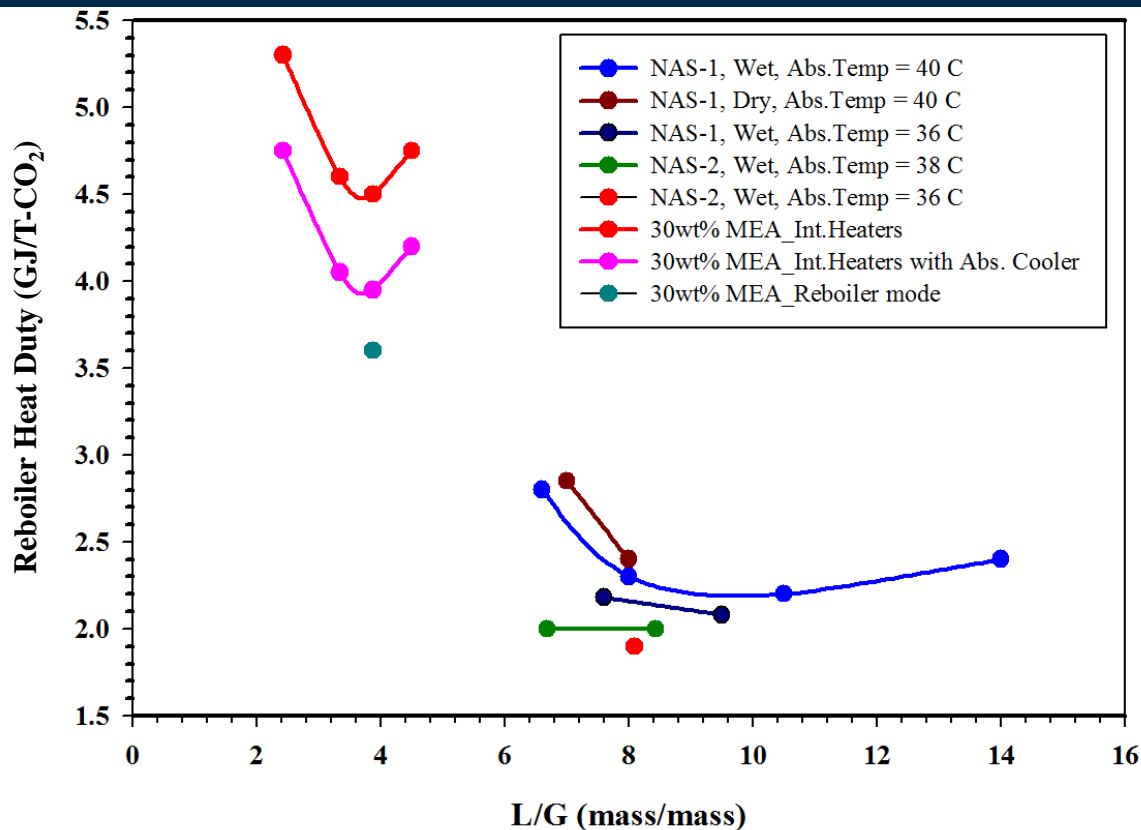
Simulated Flue Gas Properties

FG Flow Rate:	100 to 485 SLPM
CO ₂ Feed Rate:	1.8 to 8.6 kg/h
Feed Temp.:	30 to 50°C
Target Comp:	CO ₂ : 13.3%; H ₂ O: 6.1%; O ₂ : 2.35%; N ₂ : bal.
CO ₂ Content:	up to 20 %vol
Water Content:	~0 to 12.3%vol



Baseline testing with aqueous MEA

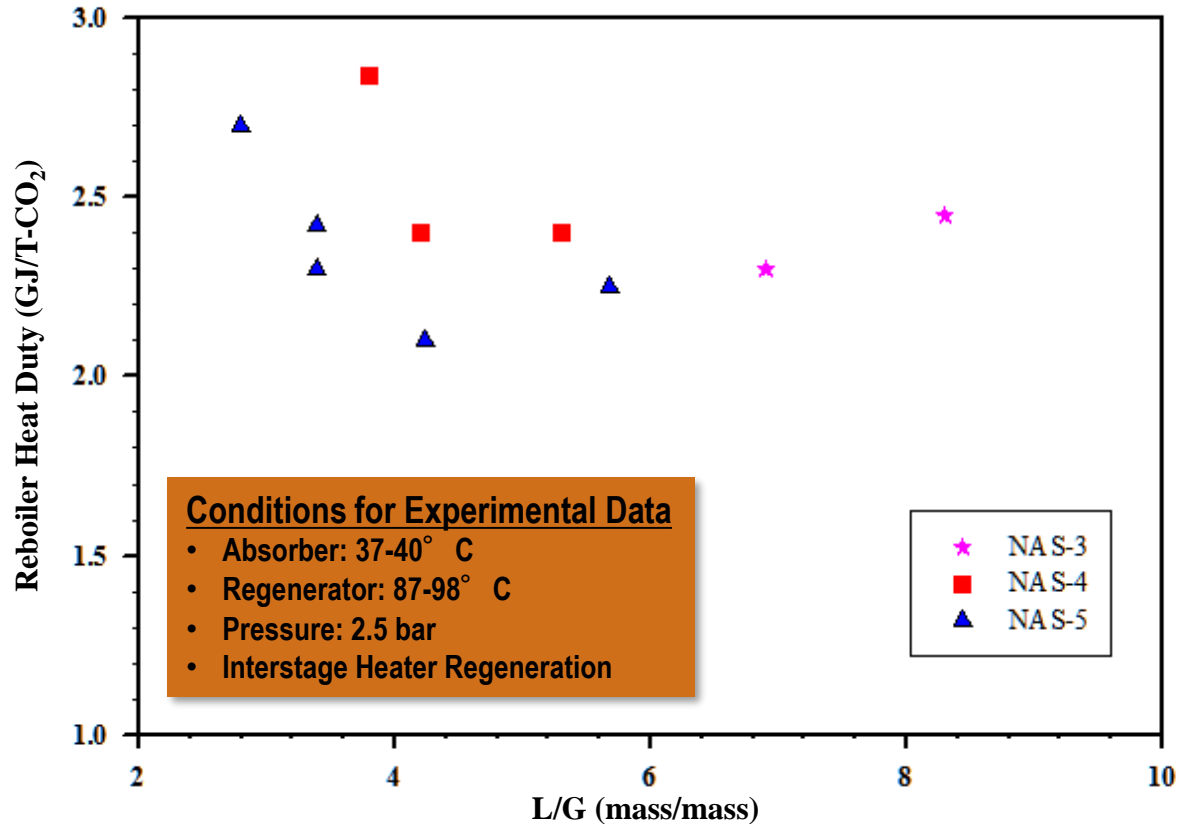
Bench Scale Test Results



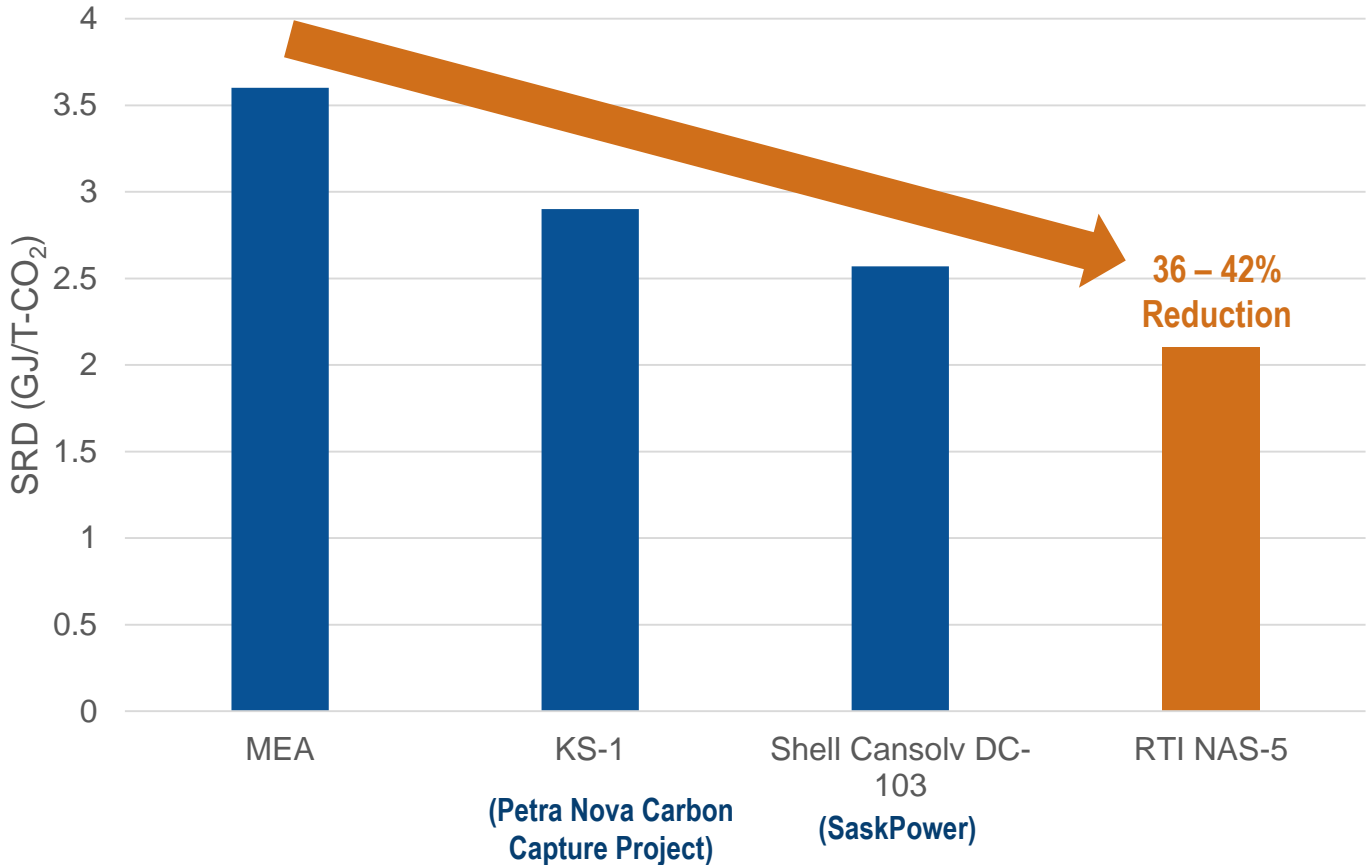
RTI non-aqueous solvents showing substantially reduced reboiler heat duties

Experimental Reboiler Duty Data

Comparison of Reboiler Duty of NASs



Specific Reboiler Duty Comparison



Baseline Testing of NAS at Tiller Pilot Plant

- Compare MEA and NAS in conventional system
- Water balance
- Confirm reboiler heat duty
- Emission measurement



- **MEA baseline testing completed at Tiller plant**
- **NAS baseline testing completed**
 - 350 hours of testing with propane + 50 hour with coal flue gas
 - Coal flue gas testing cut short due to particulates clogging filters and sample lines
 - Confirmed the reduction in reboiler duty

Budget Period 2 Update

BP2 Scope and Objectives

- Procurement, construction, integration, and shakedown of NAS-specific components in SINTEF's Tiller plant,
- Execution of systematic NAS solvent testing using coal-derived flue gas at SINTEF's Tiller plant which incorporates the NAS-specific process modifications,
- Completion of 400 hours cumulative testing on coal-derived flue gas at the Tiller plant, achieving 90% CO₂ capture and proper water balancing,
- Completion of a detailed Techno-Economic Analysis (TEA) to confirm that RTI's NAS-based technology can reduce the cost associated with CO₂ capture from coal-fired power plants.

Task 5.0 - Baseline Testing of NAS Using Coal-Fired Flue Gas

Subtask 5.1 – Materials degradation testing - Completed

Impact of the NAS on the materials of construction used in the Tiller plant

Subtask 5.2 – NAS Baseline testing in the Tiller Plant

- Baseline testing of the NAS solvent completed
- Reboiler heat duty 2.7 GJ/T-CO₂

NAS Baseline Testing Results at Tiller

Tiller	Unit	Run 18	Run 22
Date		12.01.2017	16.03.2017
Time		06:50-07:50	16:00-17:00
Solvent		NAS	NAS
Source		Mimicked Coal	Coal
Gas inlet ABS	<i>m³/hr</i>	110.0	110.0
CO ₂ inlet ABS	<i>V%</i>	14.87	14.42
CO ₂ outlet ABS	<i>V%</i>	1.832	0.659
CO ₂ recovery	<i>%</i>	89.3 %	96.1 %
Liquid inlet Absorber	<i>Kg/min</i>	18.00	18.00
L/G ratio	<i>kg/kg</i>	8.5	8.4
Lean amine (tit)	<i>mol/kg</i>	2.695	2.348
Lean Loading	<i>mol/mol</i>	0.121	0.074
Rich Loading	<i>mol/mol</i>	0.273	0.290
Water Lean	<i>Wt%</i>	7.9	6.84
Temp Liq Reboiler	<i>°C</i>	99.3	104.8
Desorber press top	<i>kPa</i>	100.68	97.08
Reboiler duty	<i>kW</i>	17.82	17.80
Preheat rich flow	<i>kW</i>	2.53	2.53
SRD (w/ heat loss)	<i>GJ/T</i>	3.06	2.80
Temp Gas outlet DCC	<i>°C</i>	24.7	23.7
Temp Lean amine inlet	<i>°C</i>	34.8	34.9
Temp Intercooling	<i>°C</i>	38.1	38.7

Mimicked coal flue gas using propane burner flue gas (runs 18, and 22 respectively)

SRD with account of heat loss amounts to about **2.8 GJ/t**, assuming 1.5kW loss in the hot lines.

In the coming months, several modifications will be made at Tiller to run NAS under optimum conditions

It is expected that the Tiller plant modifications will bring the SRD further down (next slide).

Task 6.0 –Solvent Formulation Improvement

- NAS-5 formulation testing
- Parametric testing of NAS-5
- Water balance testing
- Wash section/emissions testing
- NAS reaction kinetics improvement
- NAS oxidative/thermal degradation improvement

Task 7 - Construction, Integration, and Shakedown of NAS-Specific Components in Tiller Plant

Customized changes for the NAS solvents

Installation of:

- New particulate filter
- Updated coal-burner control software
- Two additional absorber inter-coolers (total of three intercoolers)
- Improved water-wash (additional water wash section)
- Two custom made regenerative "inter-heaters"
- One additional cross-flow heat exchanger (that can work in series, or bypass, with the current).

Improved solvent:

- To run NAS-5, capable of operating with lower L/G ratios.

Plant modification to Tiller is expected to be completed by mid September 2017.



Drums of current NAS formulation components

Task 8 - Bench-scale Testing of the NAS CO₂ Process in Coal-Fired Flue Gas

- Led by SINTEF in BP2 and completed at the Tiller plant.
- Testing using coal-derived flue gas
- Configuration incorporates the NAS-specific process modifications built in Task 7
- Completion of 400 hours cumulative bench-scale testing on coal-derived flue gas at 90% CO₂ capture and water balanced

Subtask 8.1 – Parametric testing campaign at Tiller Plant

- Will determine optimal operating parameters for the NAS solvents
- Process parameters such as absorber temperature, regenerator temperature, L/G ratio, and humidity of the flue gas will be varied
- Optimal parameters will be chosen for the long-term evaluation
- Anticipated to be completed in three months

Subtask 8.2 - Long-term performance testing campaign at Tiller Plant

- SINTEF will lead this sub-task
- Duration of the testing is planned for forty-one days.

Task 9 - Detailed Techno-Economic and EHS Analysis

- Will conduct a technical and economic feasibility study as described in Attachment 2 of DE-FOA0001235.
- Shall follow the analysis documented in the NETL report “*Cost and Performance Baseline for Fossil Energy Plants Volume 1: Bituminous Coal and Natural Gas to Electricity (Rev 2a, September 2013)*,” aka Bituminous Baseline Study (BBS). The assessment shall follow Case 12, super-critical pulverized coal (PC) with CO₂ capture.
- RTI will also conduct an EH&S risk assessment as described in Attachment 3 of the FOA
- Evaluation of air, water, and solid wastes, toxicological impact, flammability, and corrosivity.

Subtask 9.1 – Updated process modeling

- Led by RTI
- Rate-based process model will be updated with data from coal-derived flue gas testing
- Model will be used to predict energy penalty for Case 12 using NAS solvents

Subtask 9.2 – Technoeconomic analysis

- Led by RTI
- Energy penalty from 7.1 to be used in the techno-economic analysis to compare the cost of a non-aqueous CO₂ capture to aqueous CO₂ capture

Subtask 9.3 – EH&S evaluation

- Led by RTI
- Conduct EHS assessment of emissions to air, contamination of water, and hazards of solid wastes as well as any toxicological effects that are known regarding NAS formulation components, fire danger, or concerns about the potential of the NAS solvents to corrode materials of construction.

Next Steps: NAS-Specific Components for SINTEF Plant

- Complete incorporation of new design at Tiller plant
- Testing to start beginning of Oct. 2017 with:
 - Optimal components at Tiller Plant for NAS testing
 - Optimized NAS formulation; initial bench tests show reduced L/G with similar heat duty

Acknowledgments

- Financial support provided by DOE NETL under DE-FE0026466



- DOE Project Manager: Steve Mascaro
- RTI cost share and project partner SINTEF

